SILVERLINE

LEVEL HEIGHT INFORMATION TABLE		
LEVEL	R.C.H.	TOP OF R.D.
BASEMENT	8'-1 1/8'	6'-10 1/2'
MAIN LEVEL	8'-1 1/8'	6'-10 1/2'

NOTE!! PROVIDE STANDARD ENERGY HEEL @ ALL ROOF TRUSSES (TYP.)

•VINYL SIDING/CORNER TRIM (TYP.)

•VINYL SHAKE SIDING WHERE SHOWN

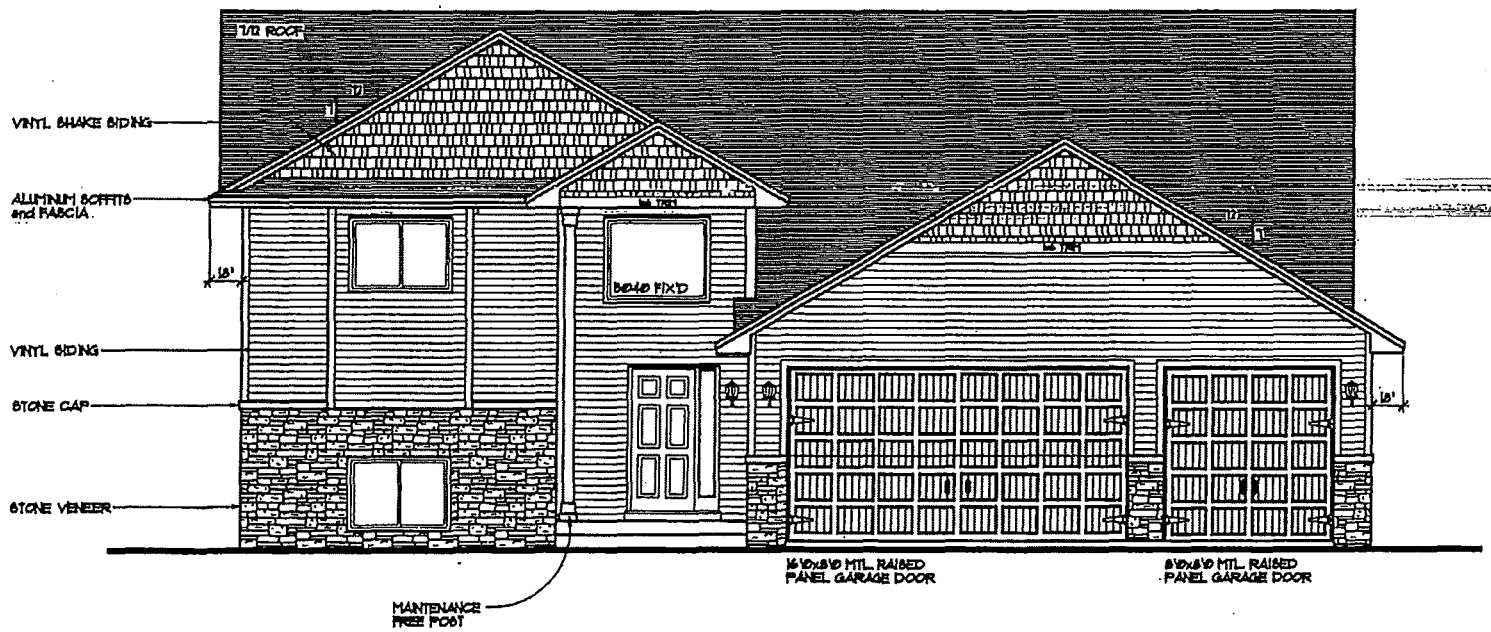

FRONT ELEVATION 1/4"=1'-0"

1467 SQ. FT. MAIN LEVELS
137 SQ.FT. FINISHED BASEMENT AREA
2604 SQ. FT. TOTAL FINISHED AREA

THE: FURE RESIDENCE

© COPYRIGHT 2000-2018 NOTICE, ALL RIGHTS RESERVED
CROIX DESIGN and DRAFTING, INC.

REVISIONS	BY
14514	J.C.
17390	L.V.

SPECIAL NOTICE:
CROIX DESIGN and DRAFTING, INC. ACCEPTS NO RESPONSIBILITY FOR ANY OMISSIONS OR ERRORS IN THESE PLANS, NOR FOR ANY DESIGN AND PREPARED BY THE PROPERTY OWNER, CONTRACTOR, SUB-CONTRACTOR, AND SUPPLIERS. THEY MUST CHECK ALL DETAILS AND DIMENSIONS AND ASSUME ALL RESPONSIBILITY FOR ANY ERRORS OR OMISSIONS. ANY ALTERATIONS, REPRODUCTION IS MADE OR APPLIED FOR ACCURACY.

© COPYRIGHT NOTICE, ALL RIGHTS RESERVED
THESE ARCHITECTURAL PLANS AND ALL RELATED BORD ARE PROTECTED BY RIGHTS COPYRIGHT LAW AND THAT NOT MAY BE REPRODUCED OR TRANSMITTED IN ANY FORM OR BY ANY MANNER WITHOUT THE EXPRESS WRITTEN PERMISSION OF CROIX DESIGN and DRAFTING, INC. CROIX DESIGN and DRAFTING, INC.

DESIGN and DRAFTING BY:
CROIX DESIGN & DRAFTING, INC.
•ARCHITECTURAL DESIGN and DRAFTING SERVICE•
•HOME PLAN SERVICE • CUSTOM HOMES •REMODELING•
•PHONE: 763.757.5997 • ANDOVER, MINNESOTA•
•WWW.CROIXDESIGN.COM•

BUILT BY:
ELEVATE BUILDERS, LLC
P.O. BOX 114
FOREST LAKE, MN 55025

DRAWN: R.B.
CHECKED: XX.
DATE: 02/16/2018
SCALE: AS NOTED
CADD FILE: 160-43
SHEET 1 OF 8

RF MF

AuthentiSign ID:

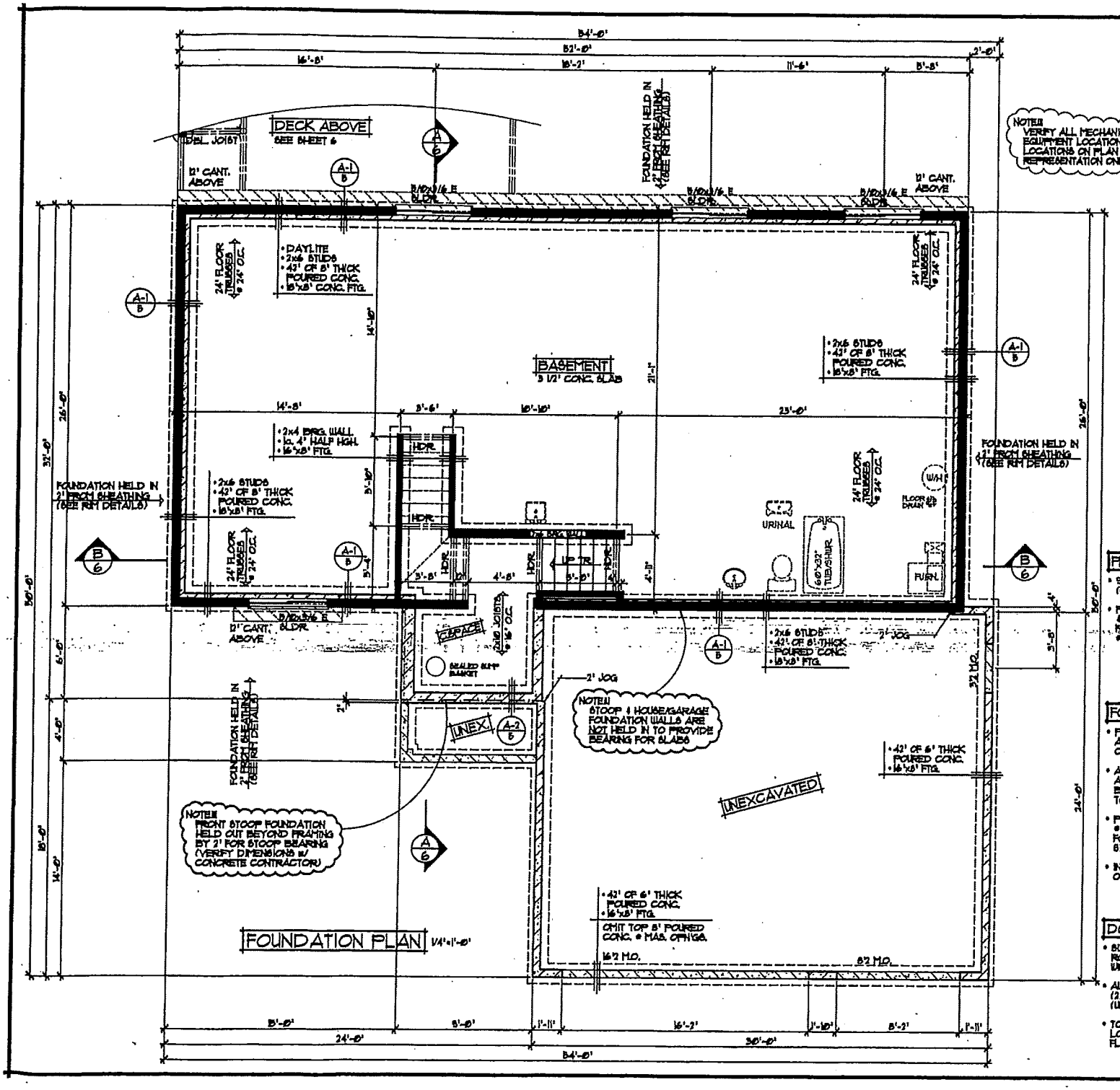

FOUNDATION PLAN 1/4"=1'-0"

FRAMING & CONSTRUCTION NOTES

- 9'-1 1/8" PLATE HEIGHT @ ENTIRE LOWER LEVEL (UNLESS NOTED OTHERWISE)
- PROVIDE 1/2" GYP. BD. @ BASEMENT CEILING & ALLOW 80 SQ.FT. (MAX) OPEN CLG. AREA FOR MECHANICAL, FIRE BLOCK, TRUSS SPACE @ PERIMETER OF OPEN AREA

FOUNDATION CONST. NOTES

- POURED CONCRETE FOUNDATION, VERIFY ALL WALL DIMENSIONS W/ FOUNDATION CONTRACTOR
- ALL EXTERIOR FOUNDATION DIMENSIONS ARE TO OUTSIDE OF EXTERIOR FOAM BOARD INSUL. OR SHEATHING, FOUNDATION TO BE HELD IN WHERE NOTED/SHOWN
- PROVIDE 2" R10 FOAM BOARD INSULATION @ EXTERIOR FOUNDATION WALLS & 1" R5 FOAM BOARD INSULATION AT INTERIOR SIDE OF FOUNDATION WALLS (TYP.)
- INSULATION & AIR BARRIER TO BE CONT. OVER TOP OF FOUNDATION WALLS (TYP.)

DOOR & WINDOW NOTES

- SILVERLINE WINDOWS SPECIFIED, VERIFY ROUGH OPENING SIZES FOR DOORS & WINDOWS W/ MANUFACTURER
- ALL WINDOW & DOOR OPENINGS TO HAVE (2)2x10 #2 GRADE HEADER OR BETTER (UNLESS NOTED OTHERWISE)
- TOP OF R.O. FOR ALL WINDOWS ON LOWER LEVEL TO BE 6'-10½" FROM FLOOR (UNLESS NOTED OTHERWISE)

SPECIAL NOTICE:
CROIX DESIGN, INC. ACCEPTS NO RESPONSIBILITY FOR ERRORS &/OR OMISSIONS, THESE DRAWINGS ARE PLEASED CAN OFT ONLY. NOTE: SPECIFICATIONS HAVE PRECEDENCE OVER DRAWINGS. ALL DIMENSIONS TO BE VERIFIED BY GENERAL CONTRACTOR, SUB-CONTRACTORS, AND SUPPLIERS PRIOR TO CONSTRUCTION. ALL DETAILS AND SPECIFICATIONS MUST COMPLY WITH THE CURRENT EDITION OF THE UNIFORM BUILDING CODE. ALL DETAILS AND SPECIFICATIONS MUST BE REVIEWED BY THE CONTRACTOR, SUB-CONTRACTOR, OR SUPPLIER PRIOR TO CONSTRUCTION. NO REPRODUCTION OF THESE DRAWINGS OR PARTS THEREOF MAY BE MADE WITHOUT WRITTEN CONSENT OF CROIX DESIGN, INC.

CROIX
OFFICE: 763.757.5907
FAX: 763.757.4303
ANDOVER, MINNESOTA
WWW.CROIXDESIGN.COM
PRESIDENT & DEVELOPER: TIMOTHY L. ROSE

BUILT BY:
ELEVATE BUILDERS, LLC

SHEET 3 OF 8

CADD FILE # 160-12

RF [MF]

Authentisign ID:

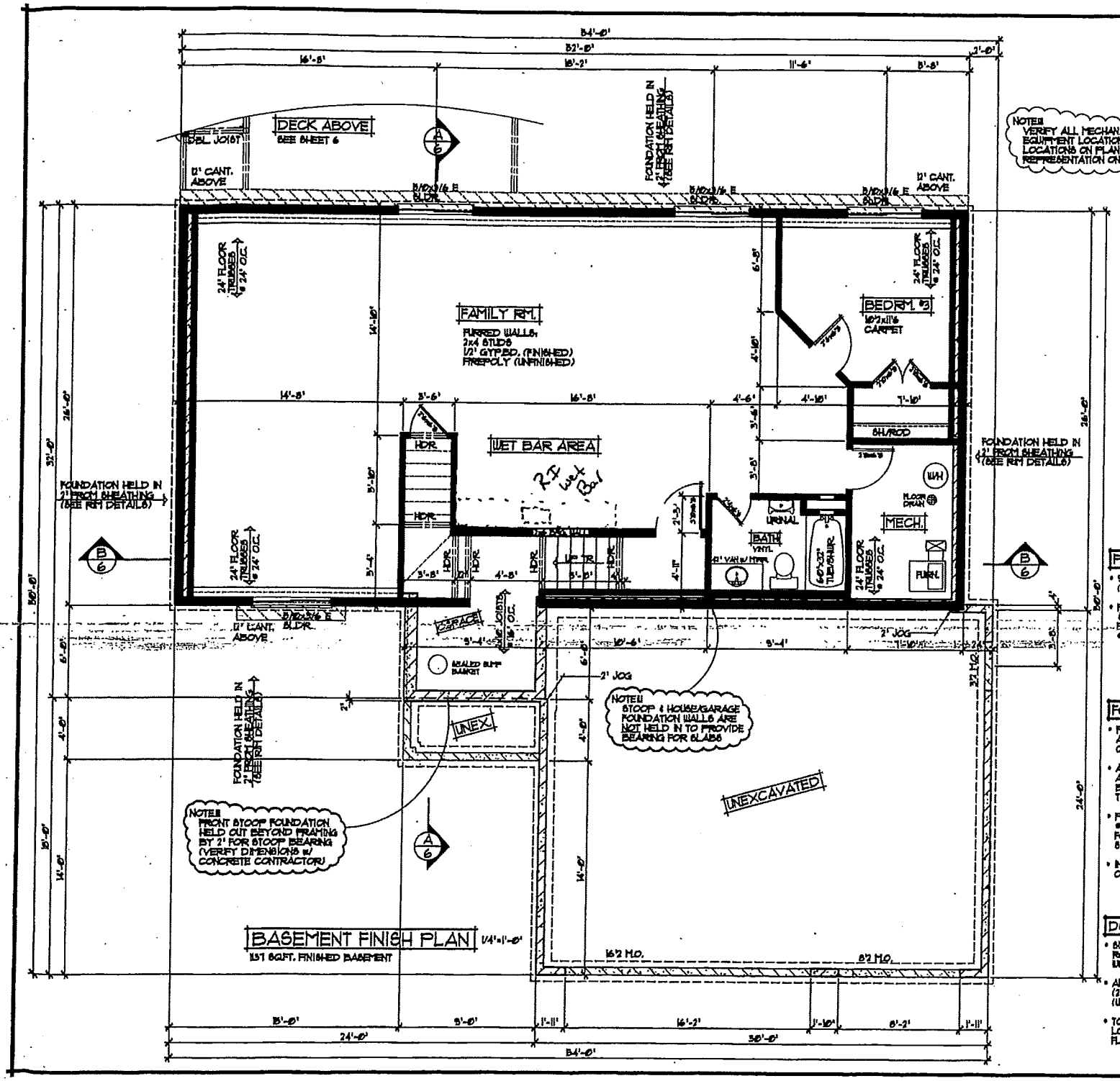

FRAMING & CONSTRUCTION NOTES

- 9'-1 1/8" PLATE HEIGHT @ ENTIRE LOWER LEVEL (UNLESS NOTED OTHERWISE)
- PROVIDE 1/2" GYP. BD. @ BASEMENT CEILING & ALLOW 80 SQ.FT. (MAX) OPEN CLG. AREA FOR MECHANICAL, FIRE BLOCK TRUSS SPACE @ PERIMETER OF OPEN AREA

FOUNDATION CONST. NOTES

- POURED CONCRETE FOUNDATION, VERIFY ALL WALL DIMENSIONS W/ FOUNDATION CONTRACTOR
- ALL EXTERIOR FOUNDATION DIMENSIONS ARE TO OUTSIDE OF EXTERIOR FOAM BOARD INSUL. OR SHEATHING, FOUNDATION TO BE HELD IN WHERE NOTED/SHOWN
- PROVIDE 2" R10 FOAM BOARD INSULATION @ EXTERIOR FOUNDATION WALLS & 1" R5 FOAM BOARD INSULATION AT INTERIOR SIDE OF FOUNDATION WALLS (TYP.)
- INSULATION & AIR BARRIER TO BE CONT. OVER TOP OF FOUNDATION WALLS (TYP.)

DOOR & WINDOW NOTES

- SILVERLINE WINDOWS SPECIFIED, VERIFY ROUGH OPENING SIZES FOR DOORS & WINDOWS W/ MANUFACTURER
- ALL WINDOW & DOOR OPENINGS TO HAVE (2)2x10 #2 GRADE HEADER or BETTER (UNLESS NOTED OTHERWISE)
- TOP OF R.O. FOR ALL WINDOWS ON LOWER LEVEL TO BE 6'-10½" FROM FLOOR (UNLESS NOTED OTHERWISE)

SPECIAL NOTICE: CROIX DESIGN and DRAFTING, INC. ACCEPTS NO RESPONSIBILITY FOR DRAWING AND/OR DESIGN, THESE DRAWINGS ARE FOR CONCEPT ONLY. EVERY EFFORT HAS BEEN MADE TO ENSURE THE ACCURACY OF THESE DRAWINGS. THE OWNER, BUILDER, SUPPLIER, GENERAL CONTRACTOR, SUB CONTRACTORS, AND SUPPLIERS MUST CHECK ALL DETAILS AND DIMENSIONS AND BE RESPONSIBLE FOR ANY CHANGES OR ALTERATIONS REQUIRED DURING ACTUAL CONSTRUCTION. NO REPRODUCTION IS TO BE DONE WITHOUT CONSENT.

CROIX
DESIGN & DRAFTING, INC.
OFFICE: 763.757.5997
FAX: 763.757.4383
ANDOVER, MINNESOTA
WWW.CROIXDESIGN.COM

BUILT BY:
ELEVATE BUILDERS, LLC

SHEET 4 OF 8

CADD FILE # 1604-2

RF [illegible]

Authentisign ID: [illegible]

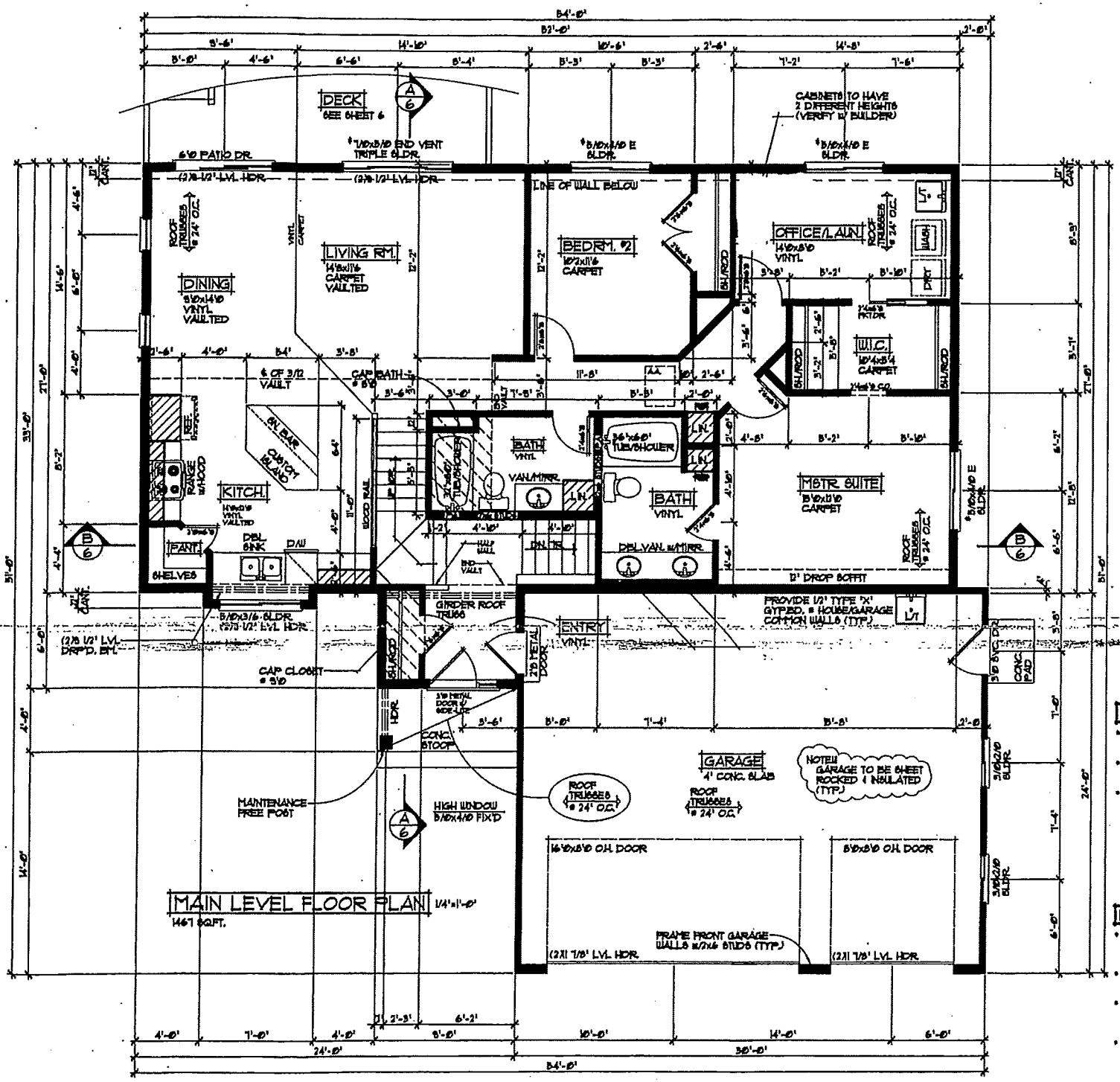

FRAMING & CONSTRUCTION NOTES

- 8'-1 1/8" PLATE HEIGHT @ ENTIRE MAIN LEVEL (UNLESS NOTED OTHERWISE)
- FRAME ALL GARAGE STUDS w/ 2x4 STUDS @ 16" O.C. (TYP.)
- FRAME FRONT GARAGE WALLS w/ 2x6 STUDS @ 16" O.C. (TYP.)

DOOR & WINDOW NOTES

- SILVERLINE WINDOWS SPECIFIED, VERIFY ROUGH OPENING SIZES FOR DOORS & WINDOWS w/ MANUFACTURER
- WINDOWS with '*' REQUIRE A SASH STOPPER (TYP.)
- ALL WINDOW & DOOR OPENINGS TO HAVE (2)2x10 #2 GRADE HEADER or BETTER (UNLESS NOTED OTHERWISE)
- TOP OF R.O. FOR ALL WINDOWS ON MAIN LEVEL TO BE 6'-10 1/4" FROM SUB-FLOOR (UNLESS NOTED OTHERWISE)

SPECIAL NOTICE:
THE DESIGNS, PLANS, SPECIFICATIONS, INC. ADDITIONS AND REPRODUCTIONS ARE THE PROPERTY OF CROIX DESIGN, INC. AND MUST BE RETURNED UPON REQUEST. THE DRAWINGS, INC. DESIGN, DO NOT INCLUDE ENGINEERING OR ARCHITECTURAL SERVICES. DESIGNS AND SPECIFICATIONS MEET FLAT AND CODES SUBJECT TO THE ACCEPTANCE OF THE BUILDER AND BE RESPONSIBLE FOR ANY CHANGES OR ADDITIONS REQUIRED DURING THE CONSTRUCTION OF THE PROJECT IN THE EVENT THAT THE PROJECT.

CROIX
DESIGN & DRAFTING, INC.
OFFICE: 763.757.5907
FAX: 763.757.5908
ANDOVER, MINNESOTA
WWW.CROIXDESIGN.COM

BUILT BY:
ELEVATE BUILDERS, LLC

CADD FILE # 16043

RF [illegible]

AuthentiSign ID: [illegible]

future

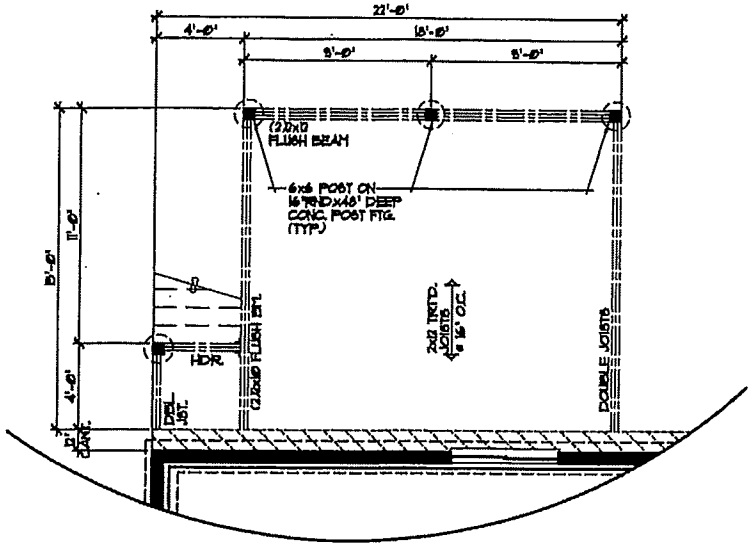

DECK FOUNDATION PLAN 1/4"=1'-0"

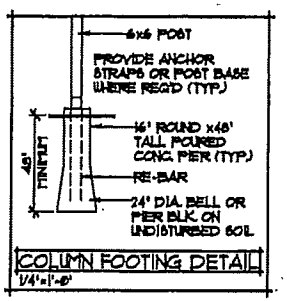

COLUMN FOOTING DETAIL 1/4"=1'-0"

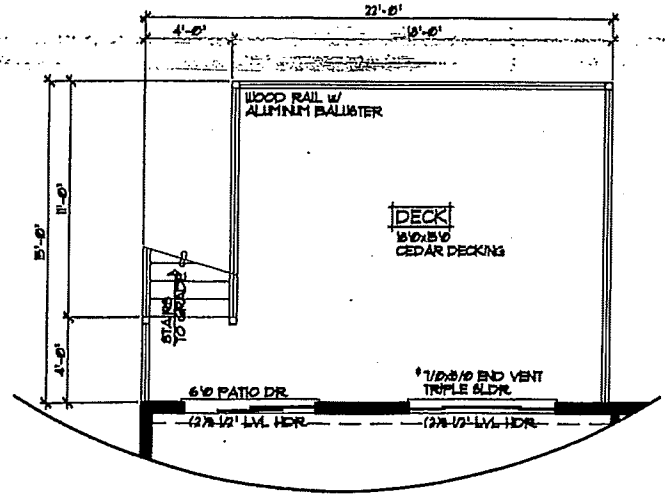

DECK FRAMING PLAN 1/4"=1'-0"

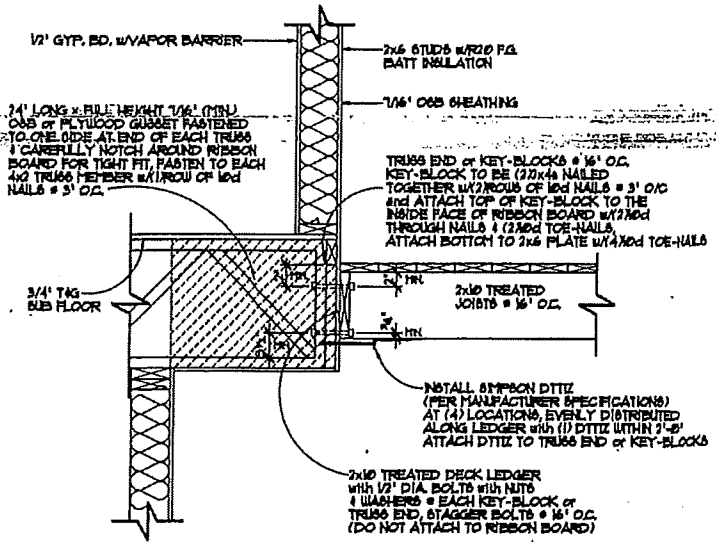

DECK LEDGER DETAIL 1"=1'-0"

SPECIAL NOTICE:
CROIX DESIGN and DRAFTING INC. ASSUMES NO RESPONSIBILITY FOR ERRORS AND/OR OMISSIONS IN THE PLANS, DRAWINGS AND SPECIFICATIONS WHICH WERE PREPARED BY CROIX DESIGN AND DRAFTING INC. BASED ON INFORMATION PROVIDED BY OTHERS. THEY MUST BE CAREFULLY REVIEWED AND CHECKED BY THE OWNER, CONTRACTOR AND SUBCONTRACTORS. THE CONTRACTOR SHALL BE RESPONSIBLE FOR ANY CHANGES MADE AFTER THE PLANS HAVE BEEN PRINTED. THE CONTRACTOR SHALL CHECK ALL DETAILS AND DIMENSIONS PRIOR TO CONSTRUCTION OR FABRICATION OF ANY PART THEREOF. ANY DISCREPANCIES SHALL BE REPORTED TO THE ARCHITECT BEFORE ACTUAL CONSTRUCTION. NO REPRESENTATION IS MADE OR IMPLIED FOR ACCURACY.

CROIX
OFFICE: 763.757.5917
FAX: 763.757.5933
ANOKA, MINNESOTA
DESIGN & DRAFTING, INC.
WWW.CROIXDESIGN.COM

BUILT BY:
ELEVATE BUILDERS, LLC

SHEET 7 OF 8

CADD FILE # 16043

RF | MF

AuthentiSign ID: [redacted]